

OHIO

HUDSON

FINANCE • 115 Executive Parkway, Suite 400 • Hudson, Ohio 44236 • (330) 342-5785

DATE: September 3, 2020
 TO: City Council Members, Mayor and City Manager
 FROM: Jeffrey F. Knoblauch, Asst City Manager/Finance Director
 RE: August 2020 Financial Report

Attached are the August month end financial reports. The reports include the following:

1. Executive Summary of the City’s major funds comparing current year-to-date revenues and expenditures to prior year-to-date and current budget figures.
2. Supplemental Schedules includes comparison of income tax revenue to prior year as well a breakdown by revenue type. As requested, we included a separate schedule for Velocity Broadband year to date financial results as compared to the Business Plan approved by City Council in February 2019.
3. Statement of Cash Position with Monthly and Year to Date revenue and expense totals by fund.
4. Bank Report and Bank Reconciliation has been included to summarize the investment instruments on which the City earns interest income and the monthly bank reconciliation.
5. Utility Billing Delinquency Report - past due balances, accounts turned over to collections and accounts certified to Summit County.

The graph below is the budgetary status of key revenue sources. If the revenue source is below estimate due to a timing difference or if the net cash flow is positive due to reduced or deferred expenses or in the case of income taxes, deferred revenue we do not show as being below estimate.

Revenue Source	Fund	YTD Status Compared to Budget thru August
Property Taxes	General, Cemetery	
Income Taxes	General, Parks, Fire, EMS	
Franchise Fees	HCTV	
Ambulance Fees	EMS	
Charges for Services:		
Broadband	General	
Cemetery	Cemetery	
Water	Water	
Electric	Electric	
Golf	Golf	
		Better than estimate or less 2% below estimate
		Below estimate by 2-5%
		More than 5% below estimate

NOTE: The Cemetery Department and Cemetery Board are aware of the lower than anticipated sales and will continue to monitor. Increased Cemetery rates were recently enacted.

City of Hudson
2019 v. 2020 Actual
August 2020 Financial Report

Category	2019 YTD Actual	2020 YTD Actual	2019 vs. 2020 YTD Variance	<u>Comments</u>
General Fund Revenue				
Property Taxes	\$2,536,473	\$2,473,259	(\$63,214)	Decrease in second half settlement advance
Income Taxes	\$13,502,852	\$13,089,766	(\$413,086)	Decreased overall tax collections. See attached Supplemental Schedule
Local Government Funds	\$284,883	\$324,410	\$39,527	Increased allocation from state and county
Kilowatt-Hour Tax	\$455,248	\$470,113	\$14,865	
Zoning and Building Fees	\$136,763	\$139,545	\$2,782	
Broadband Service	\$0	\$0	\$0	Created new Broadband Fund in April 2019
Fines, Licenses & Permits	\$98,631	\$31,871	(\$66,760)	Decreased court fines, reduced ticketing
Interest Income	\$430,678	\$456,067	\$25,389	Increased interest rate return over 2019
Transfers In, Advances and Reimb.	\$130,907	\$401,852	\$270,945	2020 BWC Refund \$181,000; Old School Green reimbursement \$68,000
Miscellaneous	\$72,637	\$42,274	(\$30,363)	
Total Revenue	\$17,649,072	\$17,429,157	(\$219,915)	
General Fund Cash Balance, January 1	\$8,547,832	\$10,025,539	\$1,477,707	
Total Available	\$26,196,904	\$27,454,696	\$1,257,792	
General Fund Expenditures				
Police	\$3,170,616	\$3,684,079	\$513,463	Increased personnel \$137,000 and capital expenses \$306,000 primarily for new dispatch system
County Health District	\$164,080	\$165,835	\$1,755	
Community Development	\$470,527	\$431,861	(\$38,666)	Decreased professional services \$24,000
Economic Development	\$132,320	\$136,480	\$4,160	
Street Trees and ROW	\$218,119	\$230,839	\$12,720	
RITA Fees	\$391,905	\$384,590	(\$7,315)	
Mayor & Council	\$102,466	\$112,563	\$10,097	
City Solicitor	\$195,716	\$265,846	\$70,130	Increased personnel \$56,000
Administration	\$819,058	\$743,386	(\$75,672)	Decreased rent \$69,000 MSC and storage
Finance	\$809,203	\$882,142	\$72,939	Election expense increase \$28,000, increased personnel \$47,000
Information Services	\$357,531	\$369,598	\$12,067	
Broadband Service	\$21,791	\$0	(\$21,791)	Created new Broadband Fund in April 2019
Engineering	\$951,316	\$828,092	(\$123,224)	Decreased professional services \$97,000
Public Properties	\$759,170	\$756,427	(\$2,743)	
Public Works Administration	\$396,384	\$278,947	(\$117,437)	Reduced personnel cost \$92,000
Transfers and Advances Out	\$6,971,696	\$7,805,560	\$833,864	Increased transfers out for 2020 road program \$1,150,000 offset by \$450,000 increase in 2019 road program transfer
Total Expenditures	\$15,931,898	\$17,076,245	\$1,144,347	
Month End General Fund Cash Balance	\$10,265,006	\$10,378,451	\$113,445	August 2020 month end balance \$113,000 lower than 2019

City of Hudson
2019 v. 2020 Actual
August 2020 Financial Report

Category	2019 YTD Actual	2020 YTD Actual	2019 vs. 2020 YTD Variance	Comments
Other Operating Funds:				
Revenue				
Street Maintenance and Repair	\$2,470,678	\$2,415,059	(\$55,619)	Increased gas tax \$224,000 offset by decreased transfers \$267,000
Cemeteries	\$184,214	\$209,402	\$25,188	Increased sales \$25,000
Parks	\$1,541,608	\$1,384,693	(\$156,915)	Decreased income taxes \$50,000, grants/contributions \$72,000
Cable TV	\$169,616	\$166,037	(\$3,579)	
Fire Department	\$1,463,402	\$1,400,736	(\$62,666)	Income tax decrease \$50,000
Emergency Medical Service	\$1,258,239	\$1,188,372	(\$69,867)	Income tax decrease \$30,000; ambulance revenue down \$29,000
Utilities:				
Water	\$1,396,768	\$1,426,135	\$29,367	
Wastewater	\$122,116	\$124,306	\$2,190	
Electric	\$13,540,057	\$13,022,667	(\$517,390)	Decreased customer sales \$526,000
Stormwater	\$1,063,809	\$1,279,711	\$215,902	Increased transfer in for capital projects \$267,000
Ellsworth Meadows Golf Course	\$1,104,416	\$1,220,516	\$116,100	Recovery from Covid closure continued in August; course on pace for best year ever
Broadband Service	\$438,987	\$520,235	\$81,248	Increased customer base and related sales
Equipment Reserve (Fleet)	\$529,051	\$669,848	\$140,797	Increase due to timing of billed services
Total Revenues	\$25,282,961	\$25,027,717	(\$255,244)	
Other Operating Fund Cash Balance, January 1	\$18,683,684	\$21,913,153	\$3,229,469	
Total Available - Other Operating Funds	\$43,966,645	\$46,940,870	\$2,974,225	
Expenditures				
Street Maintenance and Repair	\$2,214,960	\$1,767,435	(\$447,525)	Decreased salt purchases \$382,000; decreased personnel \$33,000
Cemeteries	\$175,116	\$213,823	\$38,707	Increased capital \$28,000, replacement equipment and roadway
Parks	\$1,329,286	\$1,565,982	\$236,696	Increased capital expenses \$264,000 primarily new skate park and replacement equipment
Cable TV	\$197,020	\$190,912	(\$6,108)	
Fire Department	\$1,183,488	\$1,064,078	(\$119,410)	Decreased building improvement capital \$120,000
Emergency Medical Services	\$1,277,768	\$1,091,185	(\$186,583)	Ambulance purchase in 2019 \$172,000
Utilities:				
Water	\$1,077,948	\$1,241,575	\$163,627	Payments on brine well project \$295,000 in 2020
Wastewater	\$17,584	\$58,336	\$40,752	
Electric	\$13,742,720	\$13,365,077	(\$377,643)	Decreased system capital \$261,000
Stormwater	\$841,888	\$904,897	\$63,009	Increased capital expenses \$75,000, primarily catch basin repairs/replacements
Ellsworth Meadows Golf Course	\$931,271	\$931,149	(\$122)	
Broadband Service	\$338,193	\$350,286	\$12,093	
Equipment Reserve (Fleet)	\$992,930	\$843,272	(\$149,658)	Decreased vehicle replacement \$43,000; decreased materials and supplies \$72,000
Total Expenditures	\$24,320,172	\$23,588,007	(\$732,165)	
Month End Other Operating Funds Cash Balance	\$19,646,473	\$23,352,863	\$3,706,390	

City of Hudson
Executive Summary - 2020 Budget v. Actual
August 2020 Financial Report

Category	2020 YTD Actual	2020 YTD Budget	2020 Bud. vs. Actual Variance	Comments
General Fund Revenue				
Property Taxes	\$2,473,259	\$2,416,878	\$56,381	Increased property valuation over estimate
Income Taxes	\$13,089,766	\$13,476,203	(\$386,437)	Decreased overall tax collections. See attached Supplemental Schedule
Local Government Funds	\$324,410	\$266,800	\$57,610	Increased funding from state and county over estimate
Kilowatt-Hour Tax	\$470,113	\$472,817	(\$2,704)	
Zoning and Building Fees	\$139,545	\$100,050	\$39,495	Increased permitting over original estimate
Fines, Licenses & Permits	\$31,871	\$66,700	(\$34,829)	Decreased ticketing, traffic
Interest Income	\$456,067	\$333,092	\$122,975	Investment return higher than estimated
Transfers In, Advances and Reimb.	\$401,852	\$91,155	\$310,697	BWC Refund \$181,000 and Old School Green \$68,000 not included in original estimate
Miscellaneous	\$42,274	\$66,700	(\$24,426)	
Total Revenue	\$17,429,157	\$17,290,395	\$138,762	
General Fund Cash Balance, January 1	\$10,025,539	\$10,025,539	\$0	
Total Available	\$27,454,696	\$27,315,934	\$138,762	
General Fund Expenditures				
Police	\$3,684,079	\$3,861,257	(\$177,178)	Various contractual services under budget \$122,000
County Health District	\$165,835	\$165,835	\$0	
Community Development	\$431,861	\$489,545	(\$57,684)	Position vacancy partially offset by severance pay of retiree
Economic Development	\$136,480	\$170,062	(\$33,582)	Various contractual services and professional development under budget
Street Trees and ROW	\$230,839	\$232,185	(\$1,346)	
RITA Fees	\$384,590	\$343,438	\$41,152	Lower income tax collections over estimate
Mayor & Council	\$112,563	\$120,133	(\$7,570)	
City Solicitor	\$265,846	\$205,782	\$60,064	Increased personnel over original estimate
Administration	\$743,386	\$778,068	(\$34,682)	
Finance	\$882,142	\$951,029	(\$68,887)	Various personnel and other operating accounts under budget
Information Services	\$369,598	\$374,948	(\$5,350)	
Engineering	\$828,092	\$916,125	(\$88,033)	Professional services contracts not yet expensed
Public Properties	\$756,427	\$875,731	(\$119,304)	Various contractual services under budget
Public Works Administration	\$278,947	\$311,559	(\$32,612)	
Transfers and Advances Out	\$7,805,560	\$6,658,894	\$1,146,666	Increased transfers out for 2020 road program \$1,150,000
Total Expenditures	\$17,076,245	\$16,454,591	\$621,654	
Month End General Fund Cash Balance	\$10,378,451	\$10,861,343	(\$482,892)	General Fund balance \$483,000 below original estimate through end of August 2020

City of Hudson
Executive Summary - 2020 Budget v. Actual
August 2020 Financial Report

Category	2020 YTD Actual	2020 YTD Budget	2020 Bud. vs. Actual Variance	Comments
Other Operating Funds:				
Revenue				
Street Maintenance and Repair	\$2,415,059	\$2,489,578	(\$74,519)	Gas tax \$81,000 below estimate; License fees \$12,000 below estimate
Cemeteries	\$209,402	\$206,344	\$3,059	
Parks	\$1,384,693	\$1,397,988	(\$13,295)	
Cable TV	\$166,037	\$151,668	\$14,370	
Fire Department	\$1,400,736	\$1,156,783	\$243,953	Income tax revenue over estimate, to be adjusted to balance with EMS
Emergency Medical Service	\$1,188,372	\$1,367,785	(\$179,413)	Income tax revenue under estimate, to be adjusted to balance with Fire
Utilities:				
Water	\$1,426,135	\$1,291,924	\$134,211	Charges for Services over estimate \$126,000
Wastewater	\$124,306	\$114,169	\$10,137	
Electric	\$13,022,667	\$13,615,196	(\$592,529)	Sales revenue under estimate \$642,000
Stormwater	\$1,279,711	\$1,272,303	\$7,409	
Ellsworth Meadows Golf Course	\$1,220,516	\$1,064,234	\$156,282	June - August sales allowed course to recover from closure earlier in the year
Broadband Service	\$520,235	\$526,869	(\$6,634)	
Equipment Reserve (Fleet)	\$669,848	\$647,075	\$22,773	Increased maintenance chargeback to departments
Total Revenues	\$25,027,717	\$25,301,912	(\$274,195)	
Other Operating Fund Cash Balance, January 1	\$21,913,153	\$21,913,153	\$0	
Total Available - Other Operating Funds	\$46,940,870	\$47,215,065	(\$274,195)	
Expenditures				
Street Maintenance and Repair	\$1,767,435	\$2,260,083	(\$492,648)	Lower than budgeted snow-related and vehicle expenses
Cemeteries	\$213,823	\$216,289	(\$2,466)	
Parks	\$1,565,982	\$1,597,027	(\$31,045)	
Cable TV	\$190,912	\$198,038	(\$7,126)	
Fire Department	\$1,064,078	\$1,142,099	(\$78,021)	
Emergency Medical Services	\$1,091,185	\$1,117,343	(\$26,158)	
Utilities:				
Water	\$1,241,575	\$1,314,154	(\$72,579)	
Wastewater	\$58,336	\$58,336	\$0	
Electric	\$13,365,077	\$14,784,059	(\$1,418,982)	Purchase of power \$919,000 below estimate (in line with less than estimated revenue), several operating and capital expenses not yet paid
Stormwater	\$904,897	\$1,001,394	(\$96,497)	Contractual services not yet expensed
Ellsworth Meadows Golf Course	\$931,149	\$828,071	\$103,078	Pro shop purchases increased due to increased sales and chemicals fully expensed
Broadband Service	\$350,286	\$463,186	(\$112,900)	Contractual services not yet expensed
Equipment Reserve (Fleet)	\$843,272	\$1,004,363	(\$161,091)	Materials, supplies and fuel costs lower than budgeted
Total Expenditures	\$23,588,007	\$25,984,444	(\$2,396,437)	
Month End Other Operating Funds Cash Balance	\$23,352,863	\$21,230,621	\$2,122,242	

SUPPLEMENTAL SCHEDULE FOR AUGUST 2020 FINANCIAL REPORT

INCOME TAX REVENUE:

Income Tax revenues in the General Fund only are \$413,000 lower through August 2020 vs. August 2019 and \$386,000 below estimate. Through the end of August 2020, Withholding taxes are down 0.9%, Individual taxes are down 4.8% and Net Profit taxes are down 28.7%. Including Parks, Fire, EMS and Hudson Schools, income taxes are down \$588,000 or 3.2%; we estimated a 2.5% increase over 2019.

As recently presented to Council, we realized a large increase in income tax collections for August due to the collecting deferred revenue that was caused by the income tax filing deadline extension from April 15 to July 15. Withholding taxes are running slightly lower as we have not experienced significant declines from our major employers. We anticipate additional deferred revenue to come in for September that would put us close to the original budgeted estimate for the year. We will continue to provide detailed updates to City Council each month in a separate format.

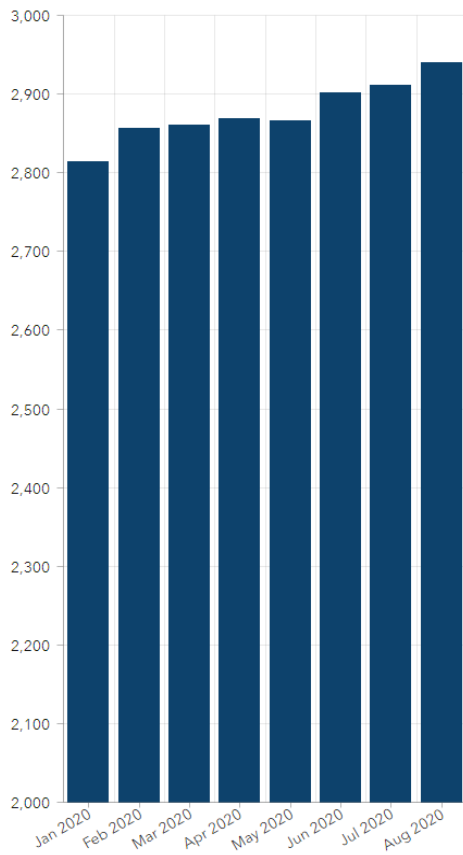
	2019	% of Total	2020	% of Total	\$ Inc/Dec	% Inc/Dec
RITA						
Withholding	\$ 11,356,922	61.6%	\$ 11,259,304	63.1%	\$ (97,618)	-0.9%
Individual	\$ 3,794,470	20.6%	\$ 3,611,052	20.2%	\$ (183,418)	-4.8%
Net Profit	\$ 2,830,431	15.4%	\$ 2,018,394	11.3%	\$ (812,037)	-28.7%
Total RITA	\$ 17,981,823		\$ 16,888,750		\$ (1,093,073)	-6.1%
Refund/Muni/State Net Profit	\$ 441,203	2.4%	\$ 946,080	5.3%	\$ 504,877	114.4%
Gross Income Taxes	\$ 18,423,026	100.0%	\$ 17,834,830	100.0%	\$ (588,196)	-3.2%
Income Tax Credit Payments	\$ (100,500)		\$ (100,500)		\$ -	-
Net Income Taxes	\$ 18,322,526		\$ 17,734,330		\$ (588,196)	-3.2%

Broadband Services - Summary Report As of August 31, 2020			
Operating Results	Actual	Budget	Variance
Customer Sales	\$ 520,235	\$ 526,869	\$ (6,634)
Operating Expenses	\$ (350,286)	\$ (463,186)	\$ 112,900
Operating Income (Loss)	\$ 169,948	\$ 63,683	\$ 106,265
Capital Fund			
January 1, 2020 Balance	\$ 516,250		
YTD Expenses	\$ (188,796)		
Outstanding Encumbrances	\$ (275,249)		
Remaining Available Capital	\$ 52,205		
Number of Customers	338	As of July 31, 2020	
Number of Customers	344	As of August 31, 2020	
Increase over prior month	6		

2020 Velocity Broadband

Business Plan Comparison as of August 31, 2020

Services Provided

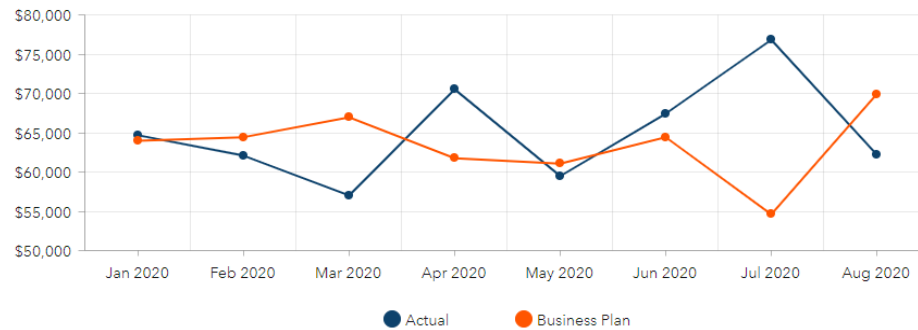


Includes Data, Phone & Miscellaneous to include wireless & equipment maintenance, installations, static IPs, etc.

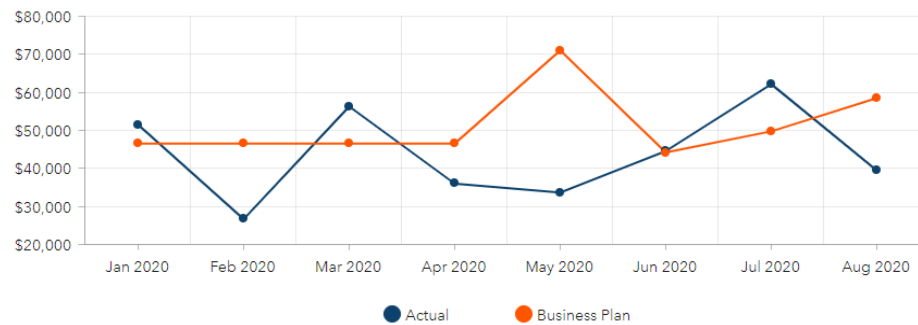
2020 YTD Net Income

\$169,948

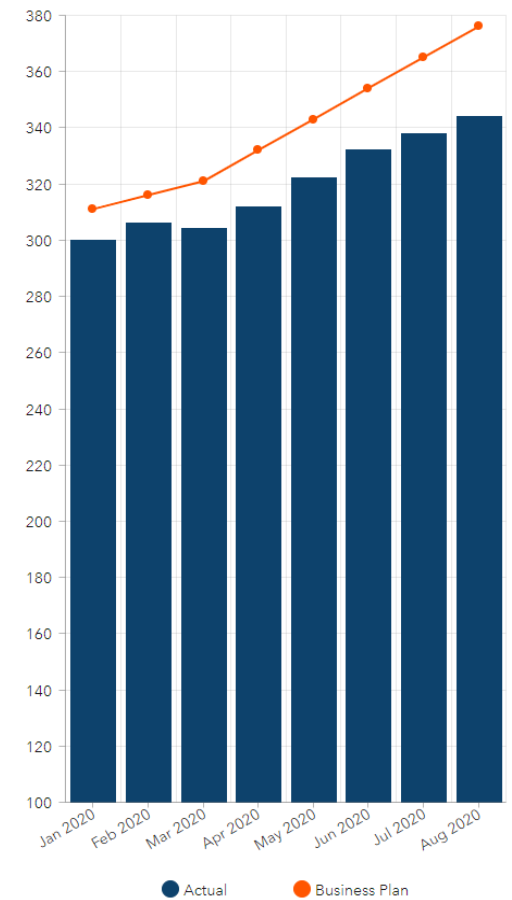
Revenue



Expense



Customers



City of Hudson

Statement of Cash Position with MTD Totals

From: 1/1/2020 to 8/31/2020

Include Inactive Accounts: No

Funds: 101 to 822

Page Break on Fund: No

Fund	Description	Beginning Balance	Net Revenue MTD	Net Revenue YTD	Net Expenses MTD	Net Expenses YTD	Unexpended Balance	Encumbrance YTD	Ending Balance
101	GENERAL FUND	\$6,577,565.71	\$2,400,278.60	\$17,429,157.32	\$1,777,877.73	\$17,076,244.11	\$6,930,478.92	\$1,224,351.30	\$5,706,127.62
103	INCOME TAX FUND	\$3,447,972.57	\$0.00	\$0.00	\$0.00	\$0.00	\$3,447,972.57	\$0.00	\$3,447,972.57
105	EMERGENCY MANAGED RESERVE FUND	\$434,843.80	\$0.00	\$0.00	\$0.00	\$0.00	\$434,843.80	\$0.00	\$434,843.80
201	STREET MAINT & REPAIR	\$704,139.52	\$307,808.85	\$2,415,058.70	\$227,228.34	\$1,767,435.29	\$1,351,762.93	\$426,051.69	\$925,711.24
202	STATE HIGHWAY IMPROVEMENT	\$117,245.49	\$9,374.89	\$67,514.92	\$0.00	\$65,000.00	\$119,760.41	\$0.00	\$119,760.41
203	CEMETERY	\$143,157.59	\$12,557.89	\$209,401.56	\$15,641.01	\$213,822.64	\$138,736.51	\$11,008.11	\$127,728.40
204	PARK DEVELOPMENT	\$97,277.03	\$0.00	\$0.00	\$0.00	\$0.00	\$97,277.03	\$0.00	\$97,277.03
205	HUDSON PARKS	\$1,557,214.07	\$230,791.62	\$1,384,693.00	\$185,496.09	\$1,565,981.64	\$1,375,925.43	\$1,063,459.87	\$312,465.56
206	HUDSON CABLE 25	\$117,715.67	\$700.00	\$166,036.65	\$20,854.98	\$190,912.24	\$92,840.08	\$7,893.65	\$84,946.43
213	LAW ENFORCMENT/EDUCAT ION	\$95,037.64	\$235.00	\$2,780.00	\$0.00	\$0.00	\$97,817.64	\$3,700.00	\$94,117.64
221	FIRE DISTRICT	\$2,950,915.56	\$232,867.60	\$1,400,736.16	\$92,683.49	\$1,064,078.27	\$3,287,573.45	\$86,215.07	\$3,201,358.38
224	EMERGENCY MEDICAL SERVICE	\$572,832.14	\$204,144.76	\$1,188,372.46	\$134,227.84	\$1,091,185.13	\$670,019.47	\$282,835.83	\$387,183.64
225	ECONOMIC DEVELOPEMENT FUND	\$55,908.62	\$0.00	\$0.00	\$0.00	\$0.00	\$55,908.62	\$0.00	\$55,908.62
230	HUDSON TEEN PROGRAM	\$33,066.44	\$0.00	\$9,623.00	\$0.00	\$11,399.43	\$31,290.01	\$97.62	\$31,192.39
235	CORONAVIRUS RELIEF FUND	\$0.00	\$0.00	\$494,369.87	\$0.00	\$0.00	\$494,369.87	\$60,364.36	\$434,005.51
240	SUMMIT COUNTY COVID-19 PSPG FUND	\$0.00	\$0.00	\$0.00	\$0.00	\$0.00	\$0.00	\$0.00	\$0.00
301	BOND RETIREMENT	\$603,527.64	\$195,279.00	\$1,562,232.00	\$0.00	\$253,137.05	\$1,912,622.59	\$0.00	\$1,912,622.59
310	GEN.OBLIG.BOND FD- SO.INDUST.	\$196,455.01	\$0.00	\$0.00	\$0.00	\$0.00	\$196,455.01	\$0.00	\$196,455.01
315	PARK ACQUISITION DEBT	\$11,724.94	\$0.00	\$0.00	\$0.00	\$0.00	\$11,724.94	\$0.00	\$11,724.94
316	VILLAGE SOUTH BOND DEBT	\$6,044.58	\$0.00	\$0.00	\$0.00	\$0.00	\$6,044.58	\$0.00	\$6,044.58
318	SPECIAL ASSESSMENT	\$11,464.90	\$0.00	\$0.00	\$0.00	\$0.00	\$11,464.90	\$0.00	\$11,464.90
320	LIBRARY CONST. DEBT	\$25,111.07	\$0.00	\$0.00	\$0.00	\$0.00	\$25,111.07	\$0.00	\$25,111.07
321	DOWNTOWN TIF FUND	\$47,737.49	\$0.00	\$0.00	\$0.00	\$0.00	\$47,737.49	\$0.00	\$47,737.49
401	PERMISSIVE CAPITAL FUND	\$256,679.05	\$16,233.75	\$218,050.02	\$0.00	\$245,000.00	\$229,729.07	\$0.00	\$229,729.07
402	BROADBAND CAPITAL	\$516,249.82	\$424.63	\$3,855,759.84	\$11,153.18	\$4,044,555.17	\$327,454.49	\$275,249.19	\$52,205.30
430	STREET SIDEWALK CONSTRUCTION	\$2,407,515.88	\$278,333.00	\$3,376,664.00	\$1,865,789.81	\$3,335,739.97	\$2,448,439.91	\$3,175,581.66	(\$727,141.75)

Statement of Cash Position with MTD Totals

From: 1/1/2020 to 8/31/2020

Fund	Description	Beginning Balance	Net Revenue MTD	Net Revenue YTD	Net Expenses MTD	Net Expenses YTD	Unexpended Balance	Encumbrance YTD	Ending Balance
431	CONSTRUCTION STORM SEWER IMPROVEMENTS	\$231,551.42	\$0.00	\$0.00	\$13,204.46	\$131,421.20	\$100,130.22	\$306,796.12	(\$206,665.90)
440	CITY ACQUISITION & CONSTRUCT	\$605,217.28	\$0.00	\$0.00	\$0.00	\$571,697.40	\$33,519.88	\$13,643.06	\$19,876.82
441	Downtown Phase II	\$837,214.47	\$931.81	\$9,888.78	\$0.00	\$98,056.99	\$749,046.26	\$133,074.89	\$615,971.37
445	Road Reconstruction Fund	\$2,228.70	\$2.81	\$28.34	\$0.00	\$0.00	\$2,257.04	\$0.00	\$2,257.04
452	RIVER OAKS PHASE 4	\$621,771.44	\$0.00	\$0.00	\$0.00	\$332,842.00	\$288,929.44	\$0.00	\$288,929.44
480	FIRE CAPITAL REPLACEMENT FUND	\$1,138,007.36	\$1,684.24	\$216,408.00	\$0.00	\$0.00	\$1,354,415.36	\$0.00	\$1,354,415.36
501	WATER FUND	\$2,741,889.44	\$194,137.53	\$1,426,134.76	\$92,646.54	\$1,241,574.95	\$2,926,449.25	\$232,799.70	\$2,693,649.55
502	WASTEWATER FUND	\$46,726.97	\$1,266.00	\$124,305.89	\$0.00	\$58,336.36	\$112,696.50	\$0.00	\$112,696.50
503	ELECTRIC FUND	\$10,820,217.07	\$1,887,052.45	\$13,022,666.73	\$1,823,099.33	\$13,365,076.87	\$10,477,806.93	\$7,867,216.25	\$2,610,590.68
504	STORM WATER UTILITY	\$725,363.02	\$167,473.62	\$1,279,710.62	\$93,983.56	\$904,897.28	\$1,100,176.36	\$258,783.11	\$841,393.25
505	GOLF COURSE	\$373,117.88	\$284,840.62	\$1,220,516.26	\$138,001.28	\$931,149.34	\$662,484.80	\$134,443.23	\$528,041.57
508	UTILITY DEPOSITS	\$484,655.83	\$5,184.37	\$77,153.43	\$6,837.61	\$27,986.00	\$533,823.26	\$0.00	\$533,823.26
510	BROADBAND FUND	\$161,382.22	\$62,217.29	\$520,234.51	\$39,475.94	\$350,286.37	\$331,330.36	\$174,831.32	\$156,499.04
601	EQUIP RESERVE & FLEET MAINT	\$838,415.46	\$340,788.73	\$669,848.30	\$58,409.83	\$843,271.54	\$664,992.22	\$393,478.44	\$271,513.78
602	SELF-INSURANCE	\$160,075.61	\$12,655.28	\$122,655.14	\$12,797.97	\$110,068.02	\$172,662.73	\$0.00	\$172,662.73
603	FLEXIBLE BENEFITS	\$23,063.67	\$3,660.11	\$62,571.04	\$5,089.19	\$65,452.66	\$20,182.05	\$0.00	\$20,182.05
604	INFORMATION SERVICES	\$0.01	\$0.00	\$0.00	\$0.00	\$0.00	\$0.01	\$0.00	\$0.01
605	Medical Self Insurance Fund	\$149,592.31	\$15,968.58	\$130,156.88	\$13,669.25	\$154,898.75	\$124,850.44	\$0.00	\$124,850.44
701	POLICE PENSION	\$0.00	\$0.00	\$254,575.87	\$0.00	\$2,309.04	\$252,266.83	\$0.00	\$252,266.83
704	HUDSON CEMETERY IMPR TRUST	\$4,163.38	\$0.00	\$0.00	\$0.00	\$0.00	\$4,163.38	\$0.00	\$4,163.38
705	TREE TRUST	\$48,343.81	\$0.00	\$2,100.00	\$0.00	\$0.00	\$50,443.81	\$8,700.00	\$41,743.81
709	UNCLAIMED FUNDS	\$30,052.85	\$0.00	\$0.00	\$0.00	\$0.00	\$30,052.85	\$0.00	\$30,052.85
724	MORNING SONG INSPECTIONS	\$1,841.39	\$0.00	\$0.00	\$0.00	\$0.00	\$1,841.39	\$0.00	\$1,841.39
727	CONTRACTOR'S DEPOSITS	\$371,493.46	\$3,000.00	\$29,350.00	\$0.00	\$17,398.18	\$383,445.28	\$229,864.04	\$153,581.24
729	DEVELOPERS SEWER TAP IN FEES	\$3,100.00	\$0.00	\$0.00	\$0.00	\$0.00	\$3,100.00	\$0.00	\$3,100.00
730	CULVERT BONDS	\$536,849.04	\$7,500.00	\$42,000.00	\$3,000.00	\$39,000.00	\$539,849.04	\$170,465.00	\$369,384.04
731	EMERGENCY MEDICAL SVC. TRUST	\$15,629.66	\$150.00	\$200.00	\$155.17	\$878.25	\$14,951.41	\$406.75	\$14,544.66
732	TREE COMMISSION PLAQUE FUND	\$98.00	\$0.00	\$0.00	\$0.00	\$0.00	\$98.00	\$0.00	\$98.00
734	CLOCK TOWER REPAIR TRUST	\$425.00	\$0.00	\$0.00	\$0.00	\$0.00	\$425.00	\$0.00	\$425.00
736	BANDSTAND TRUST	\$13,386.63	\$16.86	\$170.14	\$0.00	\$0.00	\$13,556.77	\$0.00	\$13,556.77
737	CLOCK TOWER TRUST	\$7,224.07	\$9.10	\$91.82	\$0.00	\$0.00	\$7,315.89	\$0.00	\$7,315.89
738	POOR ENDOWMENT NONEX TRUST	\$43,900.63	\$55.28	\$557.99	\$0.00	\$0.00	\$44,458.62	\$0.00	\$44,458.62

Statement of Cash Position with MTD Totals

From: 1/1/2020 to 8/31/2020

Fund	Description	Beginning Balance	Net Revenue MTD	Net Revenue YTD	Net Expenses MTD	Net Expenses YTD	Unexpended Balance	Encumbrance YTD	Ending Balance
740	LIBRARY LEVY FUND	\$0.00	\$0.00	\$2,189,260.08	\$374,250.48	\$2,073,801.40	\$115,458.68	\$466,476.03	(\$351,017.35)
742	DEAN MAY TRUST	\$1,847.95	\$2.33	\$23.47	\$0.00	\$0.00	\$1,871.42	\$0.00	\$1,871.42
750	DEDICATED TAX REVENUE FUND	\$139.33	\$206,021.16	\$1,220,158.95	\$158,260.43	\$1,172,537.55	\$47,760.73	\$527,894.04	(\$480,133.31)
760	FIRE/EMS SERVICE DISTRIBUTION	\$234,933.06	\$83.42	\$1,214.32	\$0.00	\$17,159.08	\$218,988.30	\$0.00	\$218,988.30
770	VETERANS MEMORIAL GARDEN FUND	\$16,547.93	\$20.83	\$210.31	\$0.00	\$0.00	\$16,758.24	\$756.50	\$16,001.74
805	STORM SEWER ASSESSMENTS	\$278,489.31	\$0.00	\$0.00	\$0.00	\$14,430.00	\$264,059.31	\$0.00	\$264,059.31
Grand Total:		\$42,556,357.89	\$7,083,752.01	\$56,402,641.13	\$7,163,833.51	\$53,449,020.17	\$45,509,978.85	\$17,536,436.83	\$27,973,542.02

City of Hudson Bank Report

Banks: Broadband Services Note to YDC Demo Note

As Of: 1/1/2020 to 8/31/2020

Include Inactive Bank Accounts: No

Bank	Beginning Bal.	MTD Revenue	YTD Revenue	MTD Expense	YTD Expense	YTD Other	Ending Bal.
Broadband Services Note	\$3,850,000.00	\$0.00	\$3,850,000.00	\$0.00	\$3,850,000.00	\$0.00	\$3,850,000.00
CASH DRAWER/PETTY CASH	\$1,400.00	\$0.00	\$0.00	\$0.00	\$0.00	\$0.00	\$1,400.00
Downtown Redevelopment Project Phase II	\$740,000.00	\$0.00	\$0.00	\$0.00	\$0.00	\$0.00	\$740,000.00
First Merit CD - ODNR (Brine Well)	\$5,000.00	\$0.00	\$0.00	\$0.00	\$0.00	\$0.00	\$5,000.00
PRIMARY CHECKING ACCT	\$1,794,406.65	\$5,857,131.29	\$42,814,469.16	\$4,640,360.74	\$27,873,206.18	(\$12,843,279.25)	\$3,892,390.38
INVESTMENT POOLED MONIES	\$27,925,611.95	\$0.00	\$0.00	\$0.00	\$0.00	\$3,872,569.80	\$31,798,181.75
CD INVESTMENTS	\$1,000,000.00	\$0.00	\$0.00	\$0.00	\$0.00	(\$250,000.00)	\$750,000.00
FIRE AND EMS SERVICE AWARDS	\$234,900.06	\$83.42	\$1,214.32	\$0.00	\$17,159.08	\$0.00	\$218,955.30
Payroll - Huntington	\$0.00	\$0.00	\$0.00	\$1,296,935.47	\$12,015,950.42	\$10,719,014.95	(\$1,296,935.47)
Star Ohio	\$7,005,039.23	\$0.00	\$44,253.16	\$0.00	\$0.00	(\$1,498,305.50)	\$5,550,986.89
Grand Total:	\$42,556,357.89	\$5,857,214.71	\$46,709,936.64	\$5,937,296.21	\$43,756,315.68	\$0.00	\$45,509,978.85

Utility Billing Delinquency Report

	<u>Aug-19</u>	<u>Sep-19</u>	<u>Oct-19</u>	<u>Nov-19</u>
30 DAYS - ACTIVE ACCOUNTS	\$21,132.53	\$12,777.10	\$26,774.54	\$22,775.16
60 DAYS - ACTIVE ACCOUNTS	\$288.79	\$148.01	\$608.84	\$1,237.27
90 DAYS - ACTIVE ACCOUNTS	\$17.98	\$59.31	\$38.16	\$63.60
ACCOUNTS RECENTLY CLOSED (1)	\$3,262.07	\$4,373.19	\$5,227.72	\$3,834.65
ACCOUNTS CERTIFIED TO THE COUNTY	\$55,753.31	\$88,459.21	\$45,520.95	\$45,520.95
ACCOUNTS SENT TO COLLECTIONS	\$31,562.29	\$25,643.51	\$32,330.35	\$33,063.33
TOTAL UTILITY BILLING DELINQUENT AMOUNT	\$112,016.97	\$131,460.33	\$110,500.56	\$106,494.96
	<u>Dec-19</u>	<u>Jan-20</u>	<u>Feb-20</u>	<u>Mar-20</u>
30 DAYS - ACTIVE ACCOUNTS	\$24,314.34	\$31,335.13	\$13,830.80	\$34,400.07
60 DAYS - ACTIVE ACCOUNTS	\$5,581.55	\$8,105.46	\$6,133.99	\$1,706.80
90 DAYS - ACTIVE ACCOUNTS	\$253.13	\$2,461.87	\$0.00	\$3,717.04
ACCOUNTS RECENTLY CLOSED (1)	\$6,412.36	\$7,287.65	\$7,911.28	\$7,454.52
ACCOUNTS CERTIFIED TO THE COUNTY	\$45,520.95	\$45,520.95	\$45,520.95	\$45,520.95
ACCOUNTS SENT TO COLLECTIONS	\$32,764.35	\$33,267.73	\$27,158.63	\$28,356.51
TOTAL UTILITY BILLING DELINQUENT AMOUNT	\$114,846.68	\$127,978.79	\$100,555.65	\$121,155.89
	<u>Apr-20</u>	<u>May-20</u>	<u>Jun-20</u>	<u>Jul-20</u>
30 DAYS - ACTIVE ACCOUNTS	\$44,253.02	\$65,197.81	\$63,969.20	\$118,367.02
60 DAYS - ACTIVE ACCOUNTS	\$18,481.63	\$42,971.03	\$42,161.27	\$26,430.28
90 DAYS - ACTIVE ACCOUNTS	\$4,170.87	\$9,797.60	\$15,675.62	\$35,396.29
ACCOUNTS RECENTLY CLOSED (1)	\$10,891.27	\$9,785.51	\$12,604.87	\$9,547.15
ACCOUNTS CERTIFIED TO THE COUNTY	\$45,520.95	\$16,257.73	\$16,257.73	\$16,257.73
ACCOUNTS SENT TO COLLECTIONS	\$28,356.51	\$31,194.23	\$32,028.57	\$32,028.57
TOTAL UTILITY BILLING DELINQUENT AMOUNT	\$151,674.25	\$175,203.91	\$182,697.26	\$238,027.04
	<u>Aug-20</u>	<u>Sep-20</u>	<u>Oct-20</u>	<u>Nov-20</u>
30 DAYS - ACTIVE ACCOUNTS	\$99,403.94			
60 DAYS - ACTIVE ACCOUNTS	\$35,106.12			
90 DAYS - ACTIVE ACCOUNTS	\$38,881.81			
ACCOUNTS RECENTLY CLOSED (1)	\$11,780.30			
ACCOUNTS CERTIFIED TO THE COUNTY	\$16,257.73			
ACCOUNTS SENT TO COLLECTIONS	\$34,216.82			
TOTAL UTILITY BILLING DELINQUENT AMOUNT	\$235,646.72	\$0.00	\$0.00	\$0.00

Delinquent Account Breakdown

	<u>\$0 - \$500</u>	<u>\$500 - \$1,000</u>	<u>\$1,001 - \$2,000</u>	<u>>\$2,000</u>
Residential				
60 DAYS - ACTIVE ACCOUNTS	158	0	0	0
90 DAYS - ACTIVE ACCOUNTS	64	9	2	0
ACCOUNTS RECENTLY CLOSED	41	1	1	0
ACCOUNTS CERTIFIED TO THE COUNTY	46	7	1	0
ACCOUNTS SENT TO COLLECTIONS	53	9	3	0
Businesses				
60 DAYS - ACTIVE ACCOUNTS	23	3	3	3
90 DAYS - ACTIVE ACCOUNTS	15	0	2	2
ACCOUNTS RECENTLY CLOSED	5	1	1	0
ACCOUNTS CERTIFIED TO THE COUNTY	2	0	0	0
ACCOUNTS SENT TO COLLECTIONS	6	2	2	2

TOTAL YEAR TO DATE ACCOUNT WRITE-OFF'S **\$6,109.10** (2)

YEAR TO DATE COLLECTION COMPANY RECEIPTS **\$0.00**

(1) "ACCOUNTS RECENTLY CLOSED" - accounts that have been closed and City staff is attempting to collect the balance due. If City staff is unable to collect on the account, it is turned over to a collection agency to pursue. The large increase for April 2017 was due to a large commercial company that recently closed. Staff is working with the building owners on a payment arrangement for the balance due.

(2) "TOTAL YEAR TO DATE ACCOUNT WRITE-OFF'S" - Include accounts or amounts written off due to uncollectability, bankruptcy, or collection company fees.

BANK RECONCILIATION
August-20

HUNTINGTON BANK BAL		3,015,827.07
HUNTINGTON SWEEP		
TOTAL HUNTINGTON BANK BAL		3,015,827.07

ADJUSTMENTS TO BANK

SWEEP INTEREST		0.00
payroll bank rec - outstanding items		(148,580.25) PAYROLL
OUTSTANDING CHECKS-HUNTINGTON		(270,084.46)
Deposit Correction	8/7	147.74
UB Receipt Batch 3309 (duplicate of Receipt Batch 3287)	8/10	156.73
UB Receipt Batch 3358- UB Remote Deposit	8/20	2,783.10
Superior Beverage	8/25	596.07
Finn Scooters	8/31	6.51

DEPOSITS IN TRANSIT

Golf Deposit	8/31	(595.17)
Golf Deposit	8/31	(937.16)
Golf Deposit	8/31	(3,865.27)

TOTAL ADJUSTMENTS TO BANK BALANCE		(420,372.16)
ADJUSTED BANK BALANCE		2,595,454.91

BOOK BALANCE		2,595,454.91
UNRECONCILED		0.00

NORTHWEST SAVINGS FIRE/EMS

BALANCE PER BANK		219,024.40
OUTSTANDING CHECKS/ BANK FEES		0.00
CHECKS POSTED THE FOLLOWING MONTH		0.00
POSTING ERROR		0.00
STOP PAYMENT POSTED FOLLOWING MONTH		0.00
INTEREST POSTED FOLLOWING MONTH		69.10
ADJUSTED BANK BALANCE		218,955.30

BOOK BALANCE		218,955.30
UNRECONCILED		0.00

MBS GENERAL INVESTMENTS

BALANCE PER BANK		31,798,181.75
BANK TRANSFER POSTED FOLLOWING MONTH		0.00
INTEREST POSTED FOLLOWING MONTH		0.00
ADJUSTED BANK BALANCE		31,798,181.75

BOOK BALANCE		31,798,181.75
UNRECONCILED		0.00

STAR OHIO

BALANCE PER BANK		5,550,986.89
BANK TRANSFER POSTED FOLLOWING MONTH		0.00
INTEREST POSTED FOLLOWING MONTH		0.00
ADJUSTED BANK BALANCE		5,550,986.89

BOOK BALANCE		5,550,986.89
UNRECONCILED		0.00

MORGAN BANK CD INVESTMENTS

BALANCE PER BANK		750,000.00
POSTING ERROR		0.00
CD IN TRANSIT- TRANSFER TO HUNTINGTON		0.00
INTEREST POSTED FOLLOWING MONTH		0.00
ADJUSTED BANK BALANCE		750,000.00

BOOK BALANCE		750,000.00
UNRECONCILED		0.00

First Merit CD - ODNR (Brine Well)

BALANCE PER BANK	5,000.00
INTEREST POSTED FOLLOWING MONTH	0.00
ADJUSTED BANK BALANCE	5,000.00

BOOK BALANCE	5,000.00
UNRECONCILED	0.00

BROADBAND SERVICES NOTE

BALANCE PER BANK	3,850,000.00
INTEREST POSTED FOLLOWING MONTH	0.00
ADJUSTED BANK BALANCE	3,850,000.00

BOOK BALANCE	3,850,000.00
UNRECONCILED	0.00

DOWNTOWN REDEVELOPMENT PROJECT PHASE II NOTE

BALANCE PER BANK	740,000.00
OUTSTANDING CHECKS	0.00
BANK CHECK IN TRANSIT	0.00
INTEREST POSTED FOLLOWING MONTH	0.00
ADJUSTED BANK BALANCE	740,000.00

BOOK BALANCE	740,000.00
UNRECONCILED	0.00

CASH/CHANGE DRAWERS	1,400.00
FIRST MERIT DEAN MAY	0.00

TOTAL BOOK BALANCE	45,509,978.85
---------------------------	----------------------

TOTAL BANK BALANCE	45,509,978.85
---------------------------	----------------------

UNRECONCILED	0.00
---------------------	-------------